

Fusíveis Ultra-rápido para Proteção de Semicondutores. For Protection of Semicondutores.



Fusíveis tipo NH Tamh. 000 - 5
Conf Norma DIN / IEC / VDE

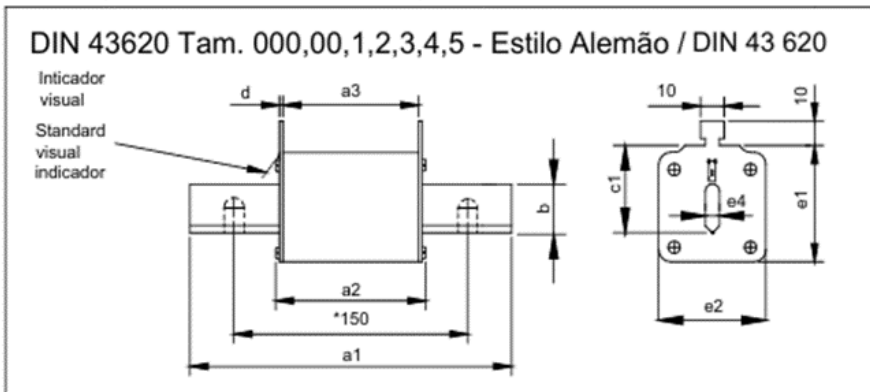
NH DIN fuse - links, siz 000 - 5
according to DIN / IEC / VDE

- alta cap.de ruptura.
- baixa perda.
- limitador de corrente.
- terminais prateado.
- baixa voltagem de arco.

Categoria aR
Category aR

- high breaking capacity.
- low power dissipation.
- high current limiting.
- silver plated contacts.
- low switching voltage.

Knife type per DIN 43620 Body size 000,00,1,2,3,



Voltagem / Voltage:
500 / 660V

Normas / Standards

- IEC 60269-4, EN 60269-1-2,
- DIN 43620/1, DIN 43653, BS 88
- VDE 0636 /23, SEM 2810,
- VDE 0636 part 2011, DIN 43653,
- ÖVE-SN40, SEV 1066,

gR/aR = ultra rápido proteção total / ultra-rapid For protection of Semicondutores,

Dimensões / Dimensions

Nr	Tamanho Size	Corrente Current	a1	a2	a3	b	c1	d	e1	e2	e4
5329	000	2 - 100	80	49	46	15	35	1.5	41	21	6
5330	00	2 - 160	80	49	46	15	35	2	48	28	6
5331	0	6 - 160	125	66	62	15	35	2	48	28	6
5332	1	6 -250	135	72	62	20	40	2.5	53	46	6
5333	2	250 - 400	150	72	62	25	48	2.5	61	58	6
5334	3	500 - 630	150	72	62	35	60	2.5	76	72	6
5335	*4	800 - 1600	200	72	62	63.5	87	3	105	100	8
5336	*5	1800 - 2000	200	72	62	63.5	87	3	86Ø	86Ø	8

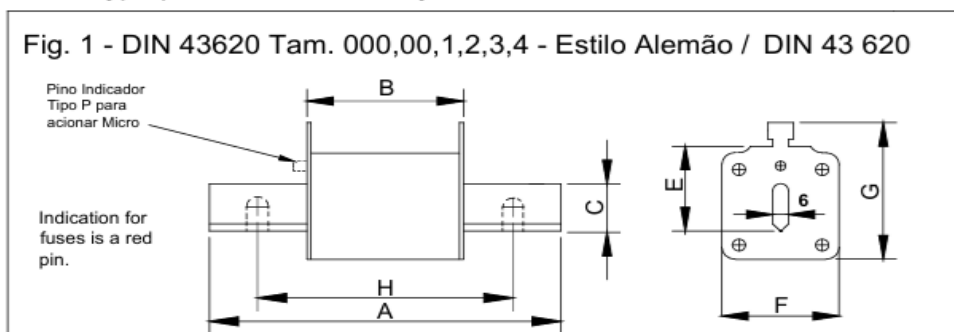
Ultra-Rápido 690 / 800 V

Conf. DIN 43620, IEC 269.1 - aR/gR

Semiconductor Fuses 690V / 800 V

DIN 43620 fuse, IEC 269.1 e 4 aR/gR Class

Knife type per DIN 43620 Body size 000,00,1,2,3, and 4



Fusíveis Ultra-rápido para Proteção de Semicondutores. For Protection of Semicondutores.



Dimensões / Dimensions DIN 43620

Tamh. / Size	A	B	C	E	F	G	H	TIPO TYPE
000	78	52	16	35	21	55	---	F2128
00	78	52	16	35	29	60	---	F3261
1*	135	70	20	40	45	63	---	F4378
1	135	70	20	40	45	63	---	F4378

Dimensões / Dimensions DIN 43620

Tamh. / Size	A	B	C	E	F	G	H	TIPO TYPE
2	150	70	26	48	58	72	---	F6378
3	150	70	35	60	72	87	---	F7378
4	200	70	64	87	98	113	150	1512204
5	204	80	64	80	85	---	150	1512220

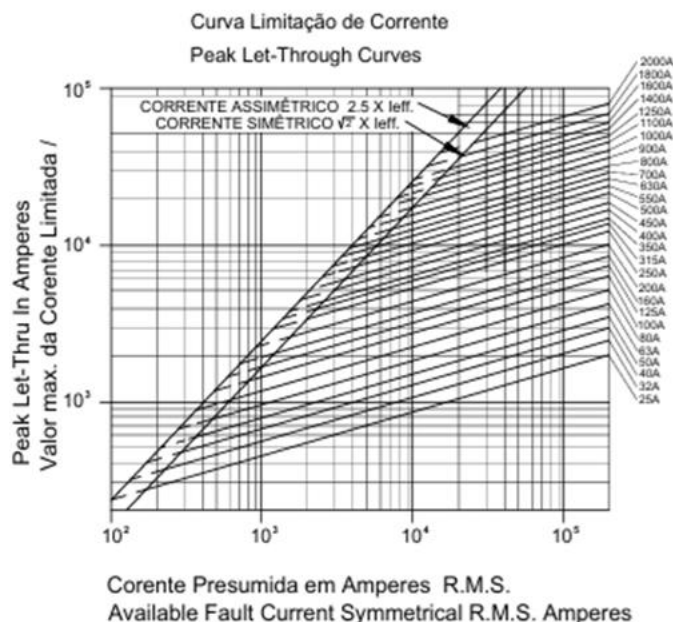
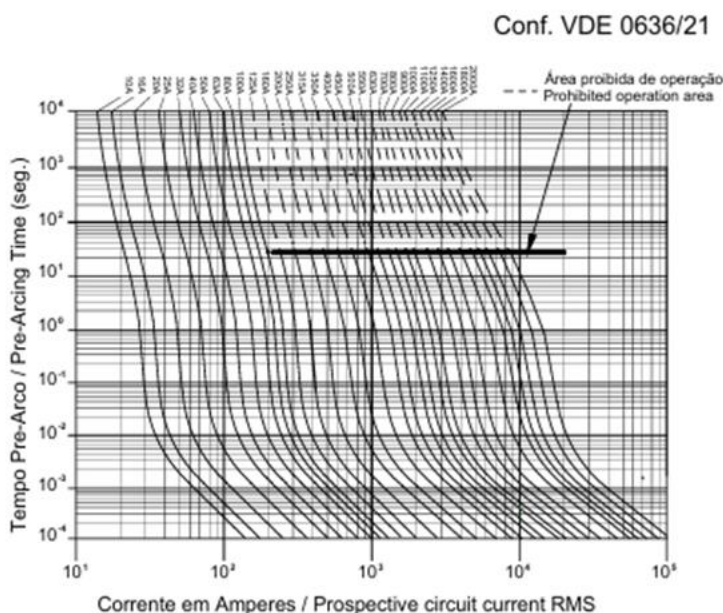
Características Elétricas / Electrical Characteristics

Tam. Size	Corrente Current	I ² t (A ² s.)		Watt / Watts	Tam. Size	Corrente Current	I ² t (A ² s.)		Watt / Watts
		pre-arco Pre-arc	Total Clearing				pre-arco Pre-arc	Total Clearing	
000 / 00	10	4.4	34	3.2	1/2	16	7.8	43	4.8
	16	7.6	55	4.8		20	16	83	5.3
	20	12.3	83	5.3		25	26	133	7.3
	25	21.5	153	7.3		32	36	190	7.9
	32	39	263	7.9		40	44	275	9.5
	40	64	443	9.5		50	78	523	12
	50	117	776	12		63	110	703	13
	63	213	1400	13		80	179	1193	18
	80	377	2493	18		100	345	2133	21
	100	699	4680	21		125	500	3810	25
	125	1139	8300	25		160	1033	7443	33
	160	2230	15030	33		200	1990	13300	46
	200	4000	26630	35		250	3980	27500	56
	225	5800	37660	39		315	6100	44800	60
	250	7250	47850	44		350	9430	61000	62
	315	11300	74580	55		400	13600	98000	66

Tam. Size	Corrente Current	I ² t (A ² s.)		Watt / Watts	Tam. Size	Corrente Current	I ² t (A ² s.)		Watt / Watts
		pre-arco Pre-arc	Total Clearing				pre-arco Pre-arc	Total Clearing	
2 / 3	400	11640	75100	64	4	630	39800	208000	92
	500	22000	146600	76		700	61000	350500	96
	630	39800	268000	92		800	65000	445000	116
	720	61000	408500	96		900	98000	654500	122
	500	13200	89000	100		5	1000	136000	890000
630	29800	199000	106	1100	179000		1210500	133	
720	46000	310900	111	1200	265500		1796000	149	
800	73200	475000	113	1250	275300		1873000	152	
900	119000	690000	119	1400	365000		2400000	156	
1000	146900	944300	123	1600	580300		3960000	162	
1250	288000	1948900	140	1800	876000		5300000	166	
1400	373200	2444000	153	2000	1120300		63860000	172	
1600	580000	3910000	160						
1800	889900	5244300	166						

* Limitador de Corrente / Alta cap. de ruptura / Baixa perda
Elemento de prata. Current limiting / High interrupting rating
Low watts Loss / Silver element.

Tempo / Corrente para fusível aR - Time Current Curve for Utilization category aR, 500V



Fusíveis Ultra-rápido para Proteção de Semicondutores. For Protection of Semicondutores.

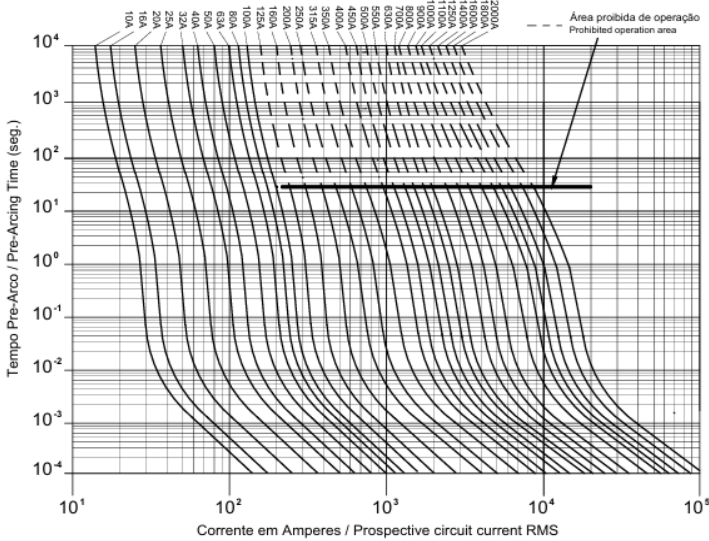


Dados para Fusíveis Tam. 000,00,1,2,3,4,5, aR, 690 / 800V

NH fuse-links, siz 000 - 5, aR, 690 / 800V

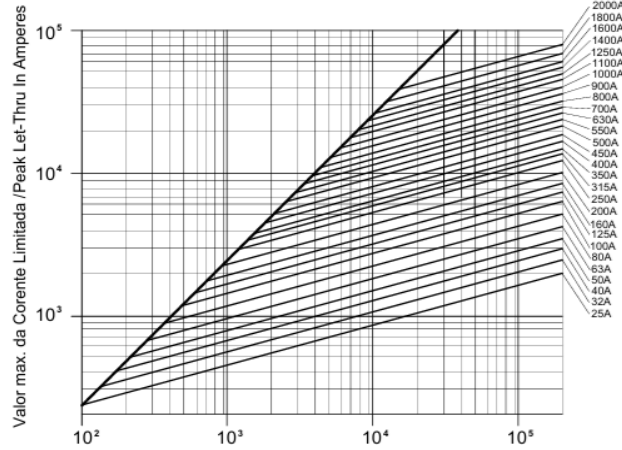


Curva Tempo - Corrente / Time Current



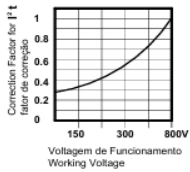
Curva Limitação de Corrente

Peak Let-Through Curves

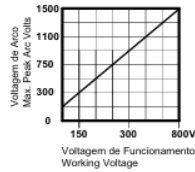


Corente Presumida em Amperes R.M.S.
Available Fault Current Symmetrical R.M.S. Amperes

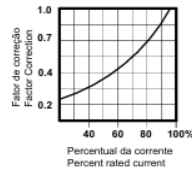
Curva de correção I²t
I²t Correction



Vollagem de arco max.
Max. arc voltage



Curva de correção de perda
Watt loss correction curve



Curva de correção L/R
L/R Correction

