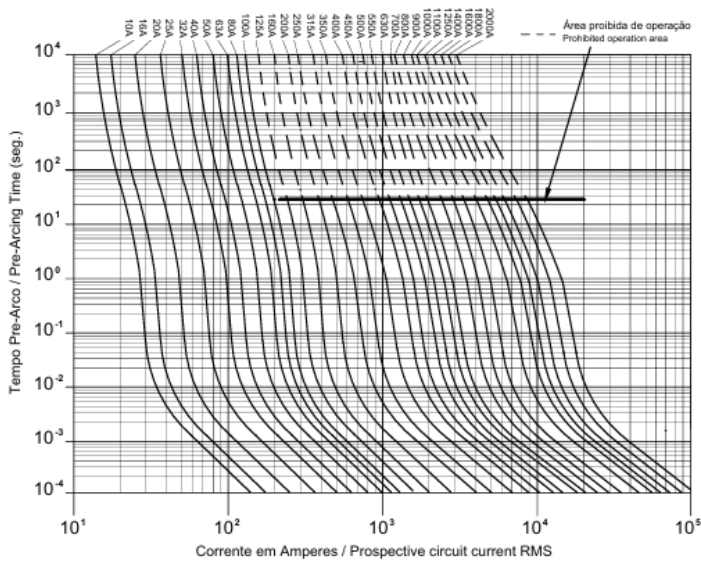


Dados para Fusíveis Tam. 000,00,1,2,3,4,5, aR, 690 / 800V

NH fuse-links, siz 000 - 5, aR, 690 / 800V

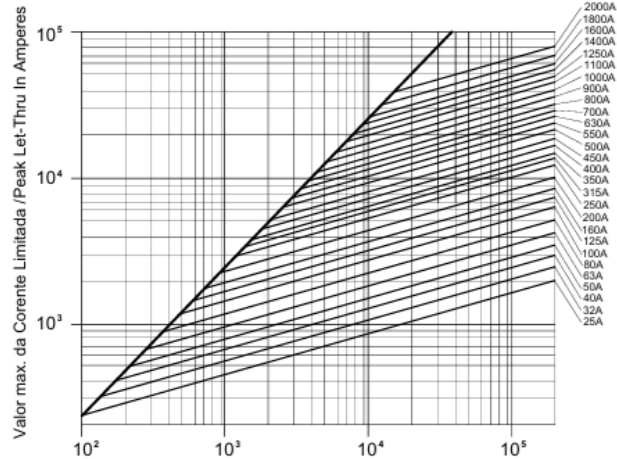


Curva Tempo - Corrente / Time Current

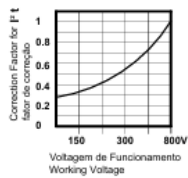


Curva Limitação de Corrente

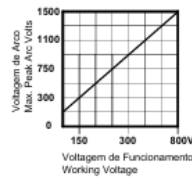
Peak Let-Through Curves



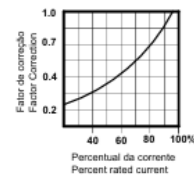
Curva de correção Pt
Pt Correction



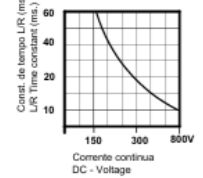
Voltagem de arco max.
Max. arc voltage



Curva de correção de perda
Watt loss correction curve



Curva de correção L/R
L/R Correction

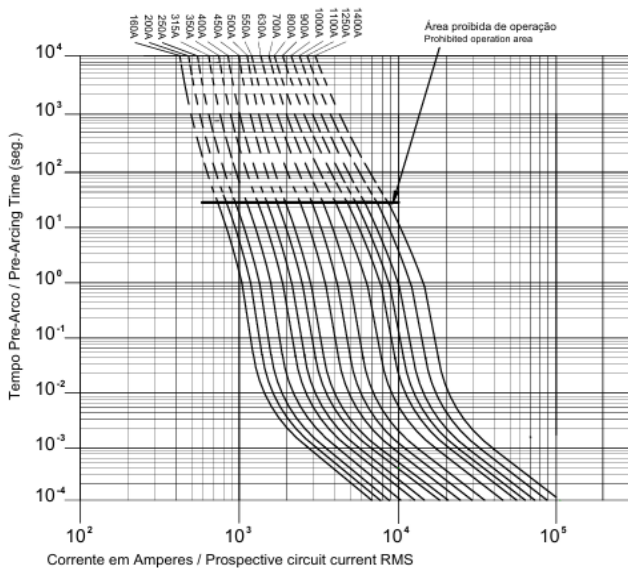


Dados Técnicos para Fusíveis Tam. 1,2,3. 1000 / 1300V

Technical data for Fuses Size. 1,2,3. 1000 / 1300V

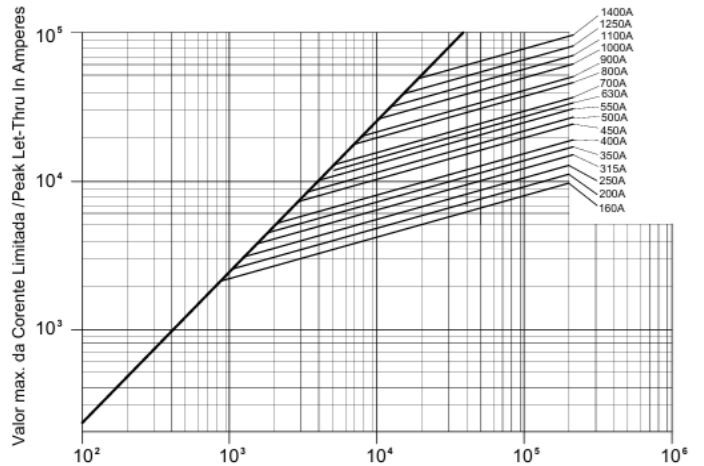


Curva Tempo - Corrente para fusível 3 / Time Current Curve for Fuses 3

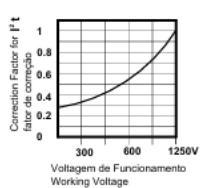


Curva Limitação de Corrente para Fusível 3

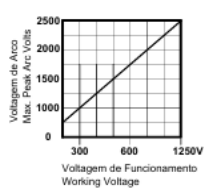
Peak Let-Through Curves for Fuses Size: 3



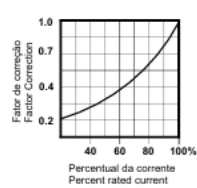
Curva de correção Pt
Pt Correction



Voltagem de arco max.
Max. arc voltage



Curva de correção de perda
Watt loss correction curve



Curva de correção L/R
L/R Correction

